

SCHOOL DISTRICT OF PITTSVILLE
5459 Elementary Avenue, Suite 2
Pittsville, WI 54466
715-884-6694
www.pittsville.k12.wi.us

WELCOME . . .

The Annual Meeting is the opportunity for citizens to vote on the School District of Pittsville's proposed tax levy for 2014-2015. Information about the levy is included in this Annual Report. We welcome your presence and participation at the meeting.

SCHOOL DISTRICT PROFILE

The School District of Pittsville serves all or part of the following communities:

City of Pittsville, Town of Cary, Town of Dexter, Town of Hansen, Town of Hiles, Town of Port Edwards, Town of Remington, Town of Richfield, Town of Rock, Town of Seneca, Town of Wood, Town of City Point, Town of Sherwood, and Town of Finley.

Annual School District Meeting October 13, 2014

BOARD OF EDUCATION

ROBERT WOLFF
School Board President
Term Expires April 2016

JANE WESELY
School Board Vice President
Term Expires April 2016

JULIE STRENN
School Board Clerk
Term Expires April 2015

MANDY HOOGESTEGER
School Board Treasurer
Term Expires April 2017

DICK KOESHALL
School Board Member-At-Large
Term Expires April 2017

Contents

Agenda	2
Voters Qualifications For Annual Meeting	3
Ground Rules For Annual Meeting.....	3
October 14, 2013 Annual Meeting Minutes.....	4
Wisconsin State Statutes	4
Student Insurance	5
Enrollment.....	5
Resolution - Authorizing The Sale And Disposal Of Tangible Property Belonging To And No Longer Needed By The School District	6
Resolution - Authorizing The Option To Purchase Real Property By The School District.....	6
Introduction To The Budget Document	7
Levy History And Proposed 2014-2015 Tax Levy	8
Comparison Of Detailed Expenditures By Year.....	9
General Fund Revenues	10
Budget Adoption 2014-2015	11

NOTICE OF BUDGET HEARING (S. 65.90) (4)

Notice is hereby given to the qualified electors of the School District of Pittsville that the budget hearing will be held at the Annual Meeting at the Pittsville High School LMC on the 13th day of October, 2014 at 7:00 p.m. The summary of the budget is printed herein.

Detailed copies of the budget are available for inspection in the District's Administrative Office at 5459 Elementary Avenue.

Dated this 8th day of September, 2014

Julie Strenn, District Clerk

NOTICE OF ANNUAL DISTRICT MEETING (S. 120.08) (1)

Notice is hereby given to the qualified electors of the School District of Pittsville, that the Annual Meeting of said District for the transaction of business will be held at the Pittsville High School IMC on the 13th day of October, 2014 at 7:00 p.m.

Dated this 8th day of September, 2014.

Julie Strenn, District Clerk

AGENDA

- I. Call the 2014 Annual Meeting to Order
- II. Election of a Chairperson
- III. Approve Minutes of the Last Annual Meeting
- IV. Reports
 - A. Treasurer's Report
 - B. Administrative Report
- V. Resolution Authorizing the Sale and Disposal of Tangible Property Belonging To and No Longer Needed by the School District
- VI. Resolution Authorizing the Option to Purchase Real Property by the School District
- VII. Vote on Annual Salaries and Authorize Reimbursement of Actual Expenditures Incurred by the Board of Education Members (*Current salary - \$1,200.00*)
- VIII. Direct and Provide for Prosecution or Defense of any Legal Action or Proceedings in which the School District is Interested According to Wisconsin Statute 120.10
- IX. Student Accident Insurance - Annual Cost: \$26,926.00
- X. Presentation of the Budget
- XI. Hearing on the Budget
- XII. Vote on the Tax Levy for the 2014-2015 School Year - Proposed School Levy: \$3,062,666.00
- XIII. New Business that can be Addressed According to State Statutes 120.10 and 120.13(2)(20)(25)
- XIV. Adjourn

GROUND RULES FOR ANNUAL MEETING

Each person addressing the chair shall rise and state his/her name and place of residence.

No person shall speak more than twice on the same subject or more than two minutes unless authorized by a 2/3 vote of the assembly.

The chair may establish an order of speakers to give equal time to pro and con sides.

All voters shall be voice votes unless a division of the house is specifically requested. Standing votes shall be used, unless paper secret ballots are requested.

VOTERS QUALIFICATIONS AT ANNUAL MEETING

A citizen of the United States, 18 years of age or older.

A resident of the district for at least ten (10) days before any election. (Wisconsin Statutes Sec. 6.02)

If a person is challenged as to his/her qualifications to vote, the chairperson shall state the above qualifications to the challenged person. If such challenged person declares he/she is eligible to vote and the challenged is not withdrawn, the chairperson shall administer the following oath and affirmation to the challenged person: "You do solemnly swear (or affirm) that you are an actual resident of this school district and that you are qualified, according to law, to vote at this meeting." A person taking such oath or affirmation shall be permitted to vote, but if he/she refuses to take such oath or affirmation, he/she may not vote. (Wisconsin Statutes Sec. 120.08(3).)

October 14, 2013 Annual Meeting Minutes

Meeting Call to Order - The Annual Meeting of the School District of Pittsville was held on Monday, October 14, 2013. The meeting was called to order by School Board President Robert Wolff at 7:00 p.m.

School Board Members present: Jane Wesely, Connie Potter, Julie Strenn, Lisa Schulz, and Robert Wolff.

Administrative Staff present: Terry Reynolds, District Administrator; Mark Weddig, High School Principal; Kim Fischer, Elementary School Principal; Jeffrey Gast, Finance Director, Chris Nepper, Computer Technologist.

Registration of Qualified Voters - Robert Wolff asked that all those present register as qualified voters. Total registered voters: 13. Non-resident 1.

Election of Chairperson - Motion was made by Chris Nepper, seconded by Jane Wesely, to nominate Robert Wolff as Chairperson of the Annual Meeting. Motion carried.

Approval of Minutes - Motion was made by Chris Nepper, seconded by Lisa Schulz, to dispense of the reading and accept the minutes of the October 8, 2012 Annual Meeting. Motion carried.

Reports

Treasurer's Report - Motion was made by Chris Nepper, seconded by Jane Wesely, to dispense of the reading and accept of the Treasurer's Report. Motion carried.

Administrative Report - Mr. Terry Reynolds, District Administrator. Highlights of the 2012-2013 school year and challenges for the 2013-2014 school year were discussed.

Resolution Authorizing the Sale and Disposal of Tangible Property Belonging To and No Longer needed by the School District - Motion was made by Chris Nepper, seconded by Connie Potter, to approve the resolution authorizing the sale and disposal tangible property belonging to and no longer needed by the School District. Motion carried.

Resolution Authorizing the Option to Purchase Real Property by the School District - Motion was made by Mark Weddig, seconded by Chris Nepper, to adopt the resolution authorizing the option to purchase real property by the School District. Motion carried.

Vote Annual Salaries and Authorize Reimbursement of Actual Expenditures Incurred by the Board of Education Members - Motion was made by Mark Weddig, seconded by Lawrence Nelson, that the current School Board of Education salaries of \$1,200.00 remain the same and to authorize the reimbursement of actual expenses incurred by the Board of Education members for the 2013-2014 school year. Motion carried.

Direct and Provide for Prosecution or Defense of any Legal Action or Proceedings in which the School District is Interested According to Wisconsin Statute 120.10 - Motion was made by Mark Weddig, seconded by Lisa Schulz, to direct and provide for prosecution or defense of any legal action or proceedings in which the school district is interested according to Wisconsin Statute 120.10. Motion carried.

Student Accident Insurance - Motion was made by Chris Nepper, seconded by Jane Wesely, to approve continuation of Student Accident Insurance at an annual cost of \$20,948.00 for the 2013-2014 school year as presented. Motion carried.

Presentation of Budget - Finance Director Jeffrey Gast presented the Budget.

Hearing on the Budget - The proposed tax levy is \$2,986,295.00 for General and Debt Service operations. This levy is equivalent to \$10.21 per \$1,000.00 of equalized valuation using \$292,599,058.00 as a basis for the District's value, as certified by the Wisconsin Department of Revenue on May 2013. This represents a \$1.30 per \$1,000.00 or \$382,194.56 decrease over the 2012-2013 levy.

Vote the Tax Levy for the 2013-2014 School Year - Motion was made by Chris Nepper, seconded by Lawrence Nelson, to approve the proposed school tax levy of \$2,986,295.00 for the 2013-2014 school year. Motion carried unanimously.

New Business that can be addressed according to State Statutes 120.10 and 120.13(2)(20)(25) - No new business.

Adjourn - Motion by Lawrence Nelson, seconded by Mark Weddig, to adjourn at 7:25 p.m. Motion carried.

Connie Potter, School Board Clerk

WISCONSIN STATE STATUTES

120.10 Powers of Annual Meeting. The Annual Meeting of a Common or Union High School District may:

(1) **Chairman and Clerk.** Elect a chairman and, in the absence of the School District Clerk, elect a person to act as the Clerk of the meeting.

(2) **Adjournment.** Adjourn from time to time.

(3) **Salaries of School Board Members.** Vote annual salaries for School Board members or an amount for each School Board meeting the member actually attends.

(4) **Reimbursement of School Board Members.** Authorize the payment of actual and necessary expenses.

(5) **Building Sites.** Designate sites for School District buildings and provide for the erection of suitable buildings or for the lease of suitable buildings for a period not exceeding 20 years with annual rentals fixed by the lease.

(5m) **Real Estate.** Authorize the school board to acquire, by purchase or condemnation under ch. 32, real estate and structures and facilities appurtenant to such real estate necessary for school district purpose.

(6) **Tax for Sites, Buildings, and Maintenance.** Vote a tax to purchase or lease suitable sites for school buildings, to build, rent, lease or purchase and furnish, equip, and maintain School District buildings.

(7) **Tax for Transportation Vehicles.** Vote a tax to purchase, operate, and maintain transportation vehicles, to purchase liability insurance for such vehicles, and to finance contracts for the use and services of such vehicles.

(8) **Tax for Operation.** Vote a tax for the operation of the schools of the School District.

(9) **Tax for Debts.** Vote a tax necessary to discharge any debts or liabilities of the School District.

(10) **School Debt Service Fund.** Vote a tax to create a fund for the purpose of financing all current and future capital expenditures and for paying all current bonded indebtedness for capital expenditures. All money raised through taxation or otherwise collected pursuant to this subsection shall be deposited by the School District Treasurer in a segregated fund. Such money shall not be used for any other purpose, except as provided by S. 67.11(1), or be transferred to any other fund except by authorization by a two-thirds majority vote of the total number of electors of the School District.

(10m) **School Capital Expansion Fund.** Vote a tax to create a fund for the purpose of paying all current bonded indebtedness for capital expenditures.

(10m) **School Capital Expansion Fund.** Vote a tax to create a fund for the purpose of paying all current bonded indebtedness for capital expenditures.

(11) **Tax for Recreation Authority.** Vote a tax for the purposes specified in S. 66.527.

(12) **Sale of Property.** Authorize the sale of any property belonging to and not needed by the School District.

(13) **School Term.** Fix the number of days school shall be held during the school term at not less than 180 days, as defined in S. 115.01(10).

(14) **Legal Proceedings.** Direct and provide for the prosecution or defense of any action or proceedings in which the School District is interested.

(15) **Textbooks.** Authorize the School Board to furnish textbooks under conditions prescribed by the Annual Meeting or by the School Board. The authorization shall continue in effect until revoked by a subsequent Annual Meeting.

(16) **School Lunches.** Direct the School Board to furnish school lunches to the pupils of the School District and appropriate funds for that purpose.

(19) **Consolidation of High Schools.** In a union high school district, vote to consolidate schools or to discontinue a school where more than one high school is operated by the school district.

120.13 School Board Powers. The school board of a common or union high school district may do all things reasonable to promote the cause of education, including establishing, providing, and improving school district programs, functions, and activities for the benefit of pupils, and including all of the following:

(2) **Accident Insurance.** Provide for accident insurance covering pupils in the School District. Such insurance shall not be paid from School District funds unless the expenditure is authorized by an Annual Meeting.

(20) **Options to Purchase Real Property.** Solicit and obtain one or more options to purchase real property, and upon approval of the annual or special meeting, exercise such options.

(25) **Lease School Property.** In addition to any other authority, lease school sites, buildings, and equipment not needed for school purposes to any person for any lawful use at a reasonable rental for a term not exceeding 15 years, if approved at an annual or special meeting.

STUDENT INSURANCE

The 2013 Annual Meeting authorized the District to purchase Student and Athletic Accident Insurance for the 2013-2014 school year for all of our students. The insurance provided for secondary coverage for medical expenses of students while in school, participating in a school or sport activity on the premises or away, and being supervised.

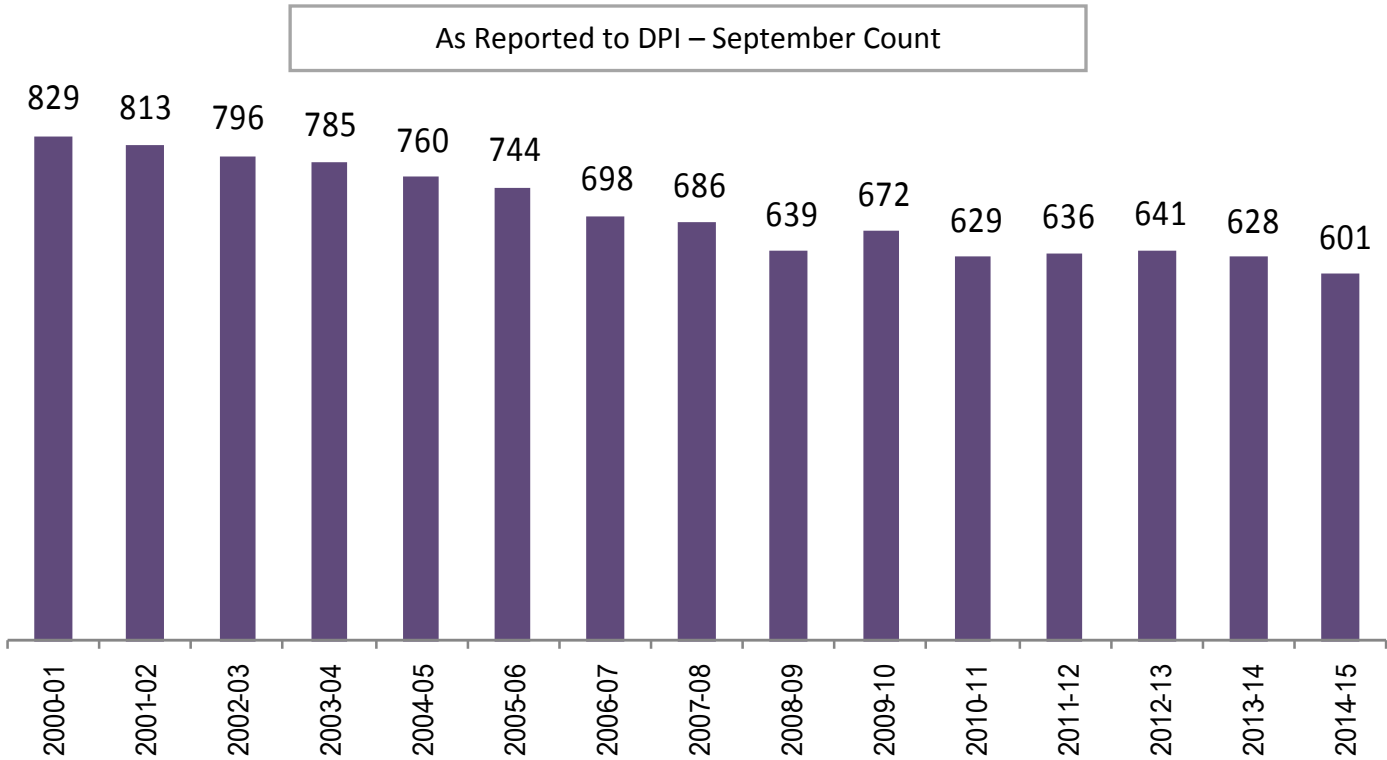
The premium the District paid for the coverage was \$20,948.00 or \$33.36 per student (628 students).

The 2014 -2015 premium is \$26,926.00 or \$44.81 per student (601 students).

Claims totaled: \$86,275.27

ENROLLMENT

The enrollment information in this report is to show our student numbers as reported on our official September count. The amount of Revenue received from the State of Wisconsin is dependent upon the number of students enrolled in our school district.



RESOLUTION
AUTHORIZING THE SALE AND DISPOSAL OF TANGIBLE
PROPERTY BELONGING TO AND NO LONGER NEEDED BY
THE SCHOOL DISTRICT

The undersigned, being the President and Clerk of the Board of Education of the Pittsville School District, a Wisconsin common school district, do hereby certify that at the 2014 Annual Meeting of the Pittsville School District the following resolution was adopted by said Board, to-wit:

NOW, THEREFORE, BE IT RESOLVED, that the President of the School Board and the Clerk of the School Board are hereby authorized, during the 2014-2015 school year, to sell and dispose of any tangible property belonging to the school district that is determined by the school board to be no longer needed for school purposes.

Dated the 13th day of October, 2014.

Robert Wolff, School Board President
Julie Strenn, School Board Clerk

RESOLUTION
AUTHORIZING THE OPTION TO PURCHASE REAL PROPERTY
BY THE SCHOOL DISTRICT

The undersigned, being the President and Clerk of the Board of Education of the Pittsville School District, a Wisconsin common school district, do hereby certify that at the 2014 Annual Meeting of the Pittsville School District the following resolution was adopted by said Board, to-wit:

NOW, THEREFORE, BE IT RESOLVED, that the President of the School Board and the Clerk of the School Board are hereby authorized, during the 2014-2015 school year, to have the option to purchase real property, as a result of the approval at the annual meeting.

Dated the 13th day of October, 2014.

Robert Wolff, School Board President
Julie Strenn, School Board Clerk

INTRODUCTION TO THE BUDGET DOCUMENT

We are estimating an increase in the Tax Levy. The exact amount of the levy is contingent upon the Revenue Cap. The Revenue Cap cannot be determined until after our September 19, 2014 enrollment figure is known, the Department of Public Instruction completes final equalization and calculations in October, and the State Budget is finalized (not final as of the date of this printing).

The proposed tax levy is \$3,062,666.00 for General operations. This levy is equivalent to \$10.02 per \$1,000.00 of equalized valuation using \$305,655,289.00 as a basis for the District's value, as certified by the Wisconsin Department of Revenue on May 2014. This represents a \$0.27 per \$1,000.00 or \$81,956.00 increase over the 2013-2014 levy. Please see page 8, "Levy History and Proposed Tax Levy."

Understanding the Budget. The 2014-2015 Budget is detailed on the next pages of this report. As you examine these pages, you will note that there are eight different "Funds" (General Fund, Special Projects Fund, Debt Service Fund, Capital Projects Fund, Foods Services Fund, and Agency Fund). Under each of these funds, except the Agency fund, is a beginning and ending fund balance which shows how many dollars were in the fund at the start and the end of the fiscal year, along with a list of revenues and expenditures. If you were to look at the beginning fund balance, add the total revenues and subtract the total expenditures, you would come up with the ending fund balance.

The following definitions and explanations should help give you a better understanding of the various funds:

General Fund (Fund 10). The General Fund is used to account for District financial activities for current operations. Most District spending occurs out of this fund. Expenditures are broken into the following functions:

110 000	Undifferentiated Curriculum	(Elementary School)
120 000	Regular Curriculum	(Junior and Senior High School, Title 1 Program)
130 000	Vocational Curriculum	(Ag, Business Ed, Home Ec, Tech Ed)
140 000	Physical Curriculum	(Physical Education, Drivers Ed, Health)
150 000	Special Curriculum	(Special Ed and Gifted/Talented)
160 000	Co-Curricular Activities	(Athletics, Forensics, Drama, etc.)
170 000	Other Special Needs	(Gift-Talented, Title I Program)
210 000	Pupil Services	(Counseling Offices, School Psychologist)
220 000	Instructional Staff Services	(Library, Staff In-Service, Athletic Director)
230 000	General Administration	(School Board, District Administrator)
240 000	School Building Administration	(Principal's Office)
250 000	Business Administration	(Operations & Maint., Transport., Fiscal Mngmt)
260 000	Central Services	(Telephone, Postage, Printing)
270 000	Insurance & Judgments	(Unemployment Compensation, Liability Insurance)
280 000	Debt Services	(Short Term Interest, Referendum Payment, Lease)
290 000	Other Support Services	(Payment to CESA, Early Retirement Benefits)
430 000	Instruction Services Payments	(Tuition Payments - Open Enrollment)
490 000	Other Non-Program Transactions	(Personal Property Tax Repayment)

Special Projects Fund (Fund 20). This fund is used to account for activities which are funded or in part by federal or state programs which are designed for specific purposes and the General Fund by interfund transfer and which require accounting in a segregated fund.

Debt Service Fund (Fund 30). This fund is required by Section 67.11, Wisconsin Statutes. Irrepealable debt tax levy and related revenues are accounted for in this fund, along with expenditures for long-term debt retirement. A separate checking and/or investment account must be maintained by the District for this fund. Sub-funds may be established for various project loans.

Capital Projects Fund (Fund 40). This fund is used to account for financial resources involved in the acquisition of capital objects, construction of capital facilities, or maintenance projects. The loans used to finance these projects are paid for through Funds 10 and 30.

Food Services Fund (Fund 50). Federal regulations require that the Food Service Fund be accounted for separately. The Food Services Fund may not transfer money to any other fund. Any fund deficit at the end of the year must be eliminated through an interfund operating transfer from the General Fund. Fund balances must be retained for future use of Food Services.

Agency Fund (Fund 60). The Agency Fund is used to account for assets held by the District for pupil organizations.

LEVY HISTORY AND PROPOSED 2014-2015 TAX LEVY

	<u>2007-2008</u>	<u>2008-2009</u>	<u>2009-2010</u>	<u>2010-2011</u>	<u>2011-2012</u>	<u>2012-2013</u>	<u>2013-2014</u>	<u>2014-2015</u>
General Fund	1,980,107.00	2,258,674.00	2,641,257.00	3,076,481.00	2,851,179.00	2,883,072.00	2,676,250.00	3,062,666.00
Debt Service	520,732.50	521,097.50	493,247.66	486,699.84	489,132.00	485,417.56	304,460.00	0.00
Total Levy	2,500,839.50	2,779,771.50	3,134,504.66	3,563,180.84	3,340,311.00	3,368,489.56	2,980,710.00	3,026,666.00
Rates per \$1000	8.22	9.01	9.76	11.17	10.45	11.51	10.45	10.02

An increase in the levy amount by \$81,956.00

An increase in the levy rate by \$0.27 per \$1,000.00 of Equalized Value from \$9.75 in 2013-2014.

∞

DEBT SERVICES – LONG TERM

On Page 9 of this report, a detailed repayment schedule, by levy year, is shown. The District refinanced it's bonds and decreased it's interest rate from 5.1% to 3.5% on April 1, 2009.

The District has made the following payments through June 30, 2014.

	<u>PRINCIPAL</u>	<u>INTEREST</u>	<u>TOTAL</u>
March 15, 2014	\$298,675.87	\$10,453.66	\$309,129.53

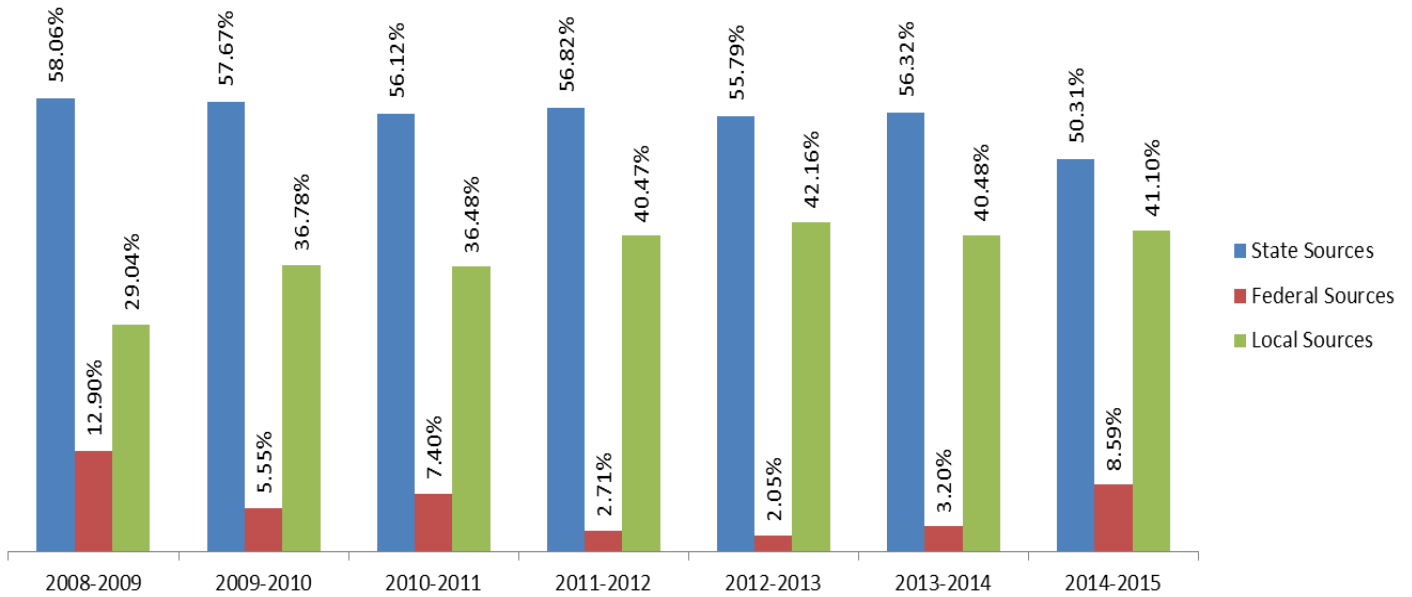
The District currently receives Equalized Aid (State Funding) at a rate of 43% of debt payments made. For the 2014-2015 fiscal year, the estimated reimbursed amount totals: \$309,129.53 X 0.43 = \$132,925.70

		<u>TAX RATE</u>
Total 2013- 2014 Debt Payment	309,129.53	1.06
State Funding	- 132,925.70	- .45
Net Cost	<u>\$ 176,203.83</u>	<u>\$ 0.61 / \$1000</u>

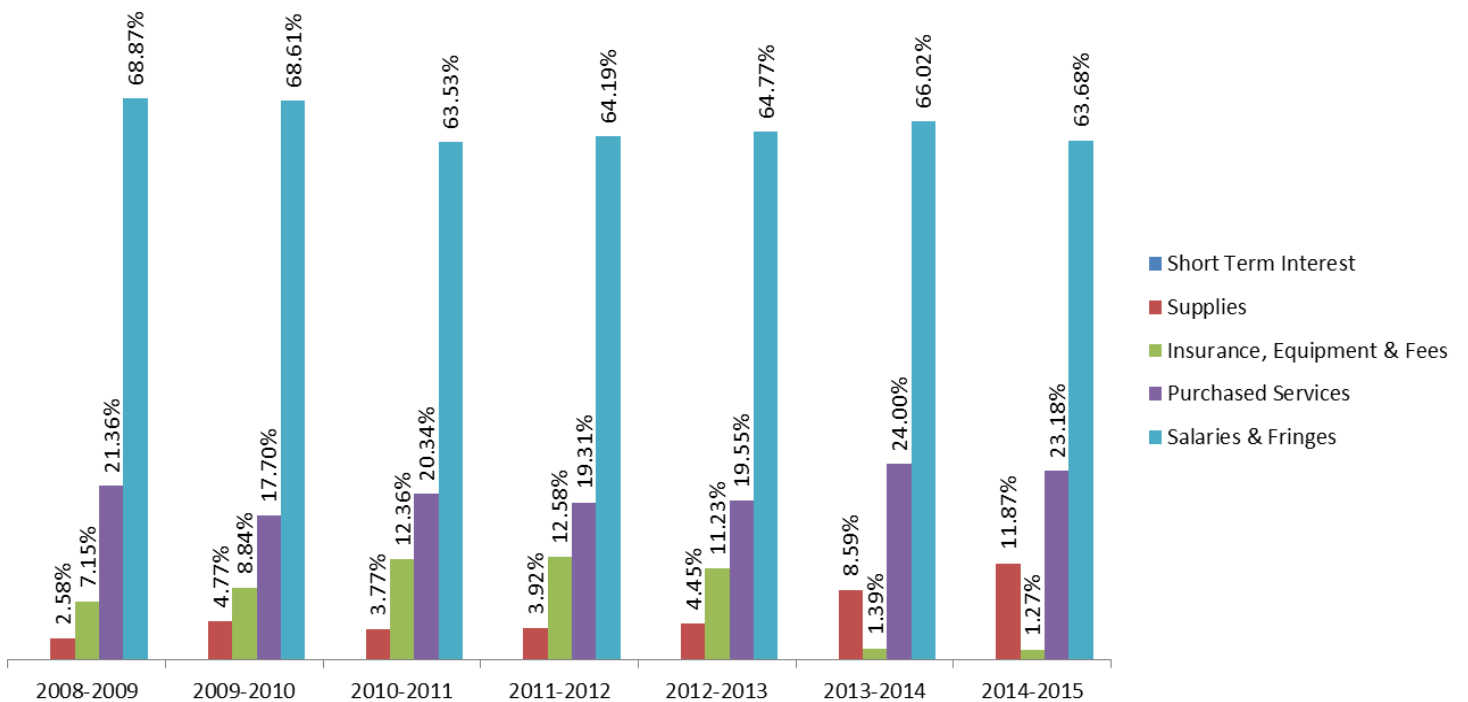
COMPARISON OF DETAILED EXPENDITURES BY YEAR

	ACTUAL 2009-2010	%	ACTUAL 2010-2011	%	ACTUAL 2011-2012	%	Actual 2012-2013	%	ACTUAL 2013-2014	%	PROPOSED 2014-2015	%
Salaries & Fringe Benefits	5,409,615.97	69.34	5,410,552.50	63.53	5,054,207.90	67.30	5,018,287.28	69.64	4,991,056.11	66.02	5,111,928.51	63.68
Personal Services:												
Tuition	444,011.59	5.69	315,875.87	3.71	323,773.51	4.31	337,379.55	4.69	423,264.31	5.6	522,446.84	6.51
Bus Utilization	508,646.35	6.52	533,742.39	6.27	548,218.99	7.30	521,375.55	7.23	539,744.29	7.14	553,520.64	6.9
CESA-5 Contract	191,414.36	2.46	237,050.00	2.78	255,829.53	3.41	228,254.88	3.17	232,754.64	3.07	250,442.45	3.12
Utilities	192,620.62	2.48	195,379.45	2.29	183,888.22	2.44	188,401.06	2.61	217,912.19	2.88	192,178.14	2.39
Professional Services/Fees	167,391.11	2.15	175,954.20	2.07	191,302.85	2.55	208,824.56	2.90	217,736.20	2.88	222,817.59	2.78
Operational Services	69,069.98	0.88	73,675.88	0.87	58,522.46	0.78	61,342.01	0.85	23,119.73	0.3	22,900	0.29
Athletic Official	16,758.10	0.21	16,695.00	0.20	17,191.40	0.24	15,268.40	0.21	19,078.50	0.25	21,560	0.27
Strategic Planning	0.00	0.00	46.06	0.00	1,000.00	0.01	628.00	0.01	0.00	0.00	2,000.00	0.02
Software & Computers	115,027.19	1.48	144,501.29	1.70	108,123.53	1.44	163,646.83	2.27	118,503.22	1.57	78,621.98	0.98
Staff Travel & Training	86,227.01	1.11	81,722.79	0.96	20,265.24	0.27	63,682.90	0.88	63,352.44	0.84	87,537.92	1.09
Postage, Printing, Phone	40,987.39	0.52	36,595.48	0.43	33,057.68	0.44	35,336.09	0.49	58,217.71	0.77	65,939.84	0.82
Property/Equip Maintenance	76,594.32	0.98	148,711.13	1.75	51,088.60	0.68	75,723.58	1.05	51,842.79	0.69	53,434.16	0.67
Supplies/Workbooks/Texts	360,647.54	4.62	241,603.65	2.84	241,759.31	3.22	146,550.70	2.03	160,730.12	2.12	136,488.94	1.7
Dues, Fees	16,560.79	0.21	20,192.55	0.24	20,144.30	0.27	23,098.52	0.32	26,595.00	0.35	27,559.5	0.34
Equipment	15,729.43	0.20	650,521.33	7.64	301,799.59	4.02	12,165.00	0.17	28,446.29	0.38	11,848.49	0.15
PEP Grant									0.00	0.00	484,000.00	6.03
Short Term Interest	5,444.38	0.07	0.00	0.00	0.00	0.00	0.00	0.00	0.00	0.00	0.00	0.00
Property, Liability, Unemployment Insurance	84,578.12	1.08	72,276.49	0.85	99,478.54	1.32	106,310.19	1.48	104,725.72	1.39	101,607	1.27
Operational Transfer	0.00	0.00	161,343.92	1.87	0.00	0.00	0.00	0.00	13,840.69	0.18	0.00	0.00
Dashir Services									79,262.00	1.05	81,000.00	0.99
Elementary Roof Repair Costs									189,305.00	2.52	0.00	0.00
TOTAL	\$7,801,324.25	100	\$8,516,439.98	100	\$7,509,693.82	100	\$7,206,275.10	100	7,559,486.95	100	8,027,832.00	100

GENERAL FUND EXPENDITURES



GENERAL FUND REVENUES



SCHOOL DISTRICT OF PITTSVILLE

BUDGET ADOPTION 2014-2015			
GENERAL FUND (FUND 10)	Audited 2012-2013	Unaudited 2013-2014	Budget 2014-2015
Beginning Fund Balance (Account 930 000)	1,684,223.80	1,868,662.59	1,863,147.74
Ending Fund Balance, Nonspendable (Acct. 935 000)	0.00	0.00	0.00
Ending Fund Balance, Restricted (Acct. 936 000)	0.00	0.00	0.00
Ending Fund Balance, Committed (Acct. 937 000)	0.00	0.00	0.00
Ending Fund Balance, Assigned (Acct. 938 000)	0.00	0.00	0.00
Ending Fund Balance, Unassigned (Acct. 939 000)	0.00	0.00	0.00
TOTAL ENDING FUND BALANCE (ACCT. 930 000)	1,868,662.59	1,863,147.74	1,863,147.74
REVENUES & OTHER FINANCING SOURCES			
100 Transfers-in	0.00	5,147.77	4,847.00
Local Sources			
210 Taxes	2,883,360.17	2,676,398.45	3,062,758.00
240 Payments for Services	0.00	0.00	0.00
260 Non-Capital Sales	0.00	0.00	0.00
270 School Activity Income	17,099.09	15,306.70	15,500.00
280 Interest on Investments	0.00	7.56	0.00
290 Other Revenue, Local Sources	15,567.53	4,594.30	4,114.00
Subtotal Local Sources	2,916,026.79	2,696,307.01	3,082,372.00
Other School Districts Within Wisconsin			
310 Transit of Aids	0.00	0.00	0.00
340 Payments for Services	205,008.00	210,114.00	274,689.00
380 Medical Service Reimbursements	0.00	0.00	0.00
390 Other Inter-district, Within Wisconsin	0.00	0.00	0.00
Subtotal Other School Districts within Wisconsin	205,008.00	210,114.00	274,689.00
Other School Districts Outside Wisconsin			
440 Payments for Services	0.00	0.00	0.00
490 Other Inter-district, Outside Wisconsin	0.00	0.00	0.00
Subtotal Other School Districts Outside Wisconsin	0.00	0.00	0.00
Intermediate Sources			
510 Transit of Aids	5,289.39	2,996.30	3,000.00
530 Payments for Services from CCDEB	0.00	0.00	0.00
540 Payments for Services from CESA	0.00	0.00	0.00
580 Medical Services Reimbursement	0.00	0.00	0.00
590 Other Intermediate Sources	14,255.22	16,776.42	0.00
Subtotal Intermediate Sources	19,544.61	19,772.72	3,000.00
State Sources			
610 State Aid -- Categorical	88,000.00	133,519.50	175,802.50
620 State Aid -- General	3,312,111.00	3,447,565.00	3,141,091.00
630 DPI Special Project Grants	23,577.01	4,560.00	0.00
640 Payments for Services	0.00	0.00	0.00
650 Student Achievement Guarantee in Education (SAGE Grant)	110,480.20	97,308.20	98,000.00
660 Other State Revenue Through Local Units	877.92	738.78	0.00
690 Other Revenue	154,974.00	149,997.00	150,013.00
Subtotal State Sources	3,690,020.13	3,833,688.48	3,564,906.50

Federal Sources			
710 Transit of Aids	0.00	0.00	0.00
720 Impact Aid	0.00	0.00	0.00
730 DPI Special Project Grants	29,298.00	30,630.24	27,866.00
750 IASA Grants	114,713.00	100,415.98	84,178.00
760 JTPA	0.00	0.00	0.00
770 Other Federal Revenue Through Local Units	0.00	0.00	0.00
780 Other Federal Revenue Through State	0.00	78,897.17	60,000.00
790 Other Federal Revenue - Direct	0.00	0.00	484,000.00
Subtotal Federal Sources	144,011.00	209,943.39	656,044.00
Other Financing Sources			
850 Reorganization Settlement	0.00	0.00	0.00
860 Compensation, Fixed Assets	135.00	200.00	100.50
870 Long-Term Obligations	0.00	0.00	0.00
Subtotal Other Financing Sources	135.00	200.00	100.50
Other Revenues			
960 Adjustments	8,330.77	5,833.00	5,833.00
970 Refund of Disbursement	32,479.51	22,430.49	25,511.00
980 Medical Service Reimbursement	0.00	0.00	0.00
990 Miscellaneous	1,507.85	181,698.28	0.00
Subtotal Other Revenues	42,318.13	209,961.77	31,344.00
TOTAL REVENUES & OTHER FINANCING SOURCES	7,017,063.66	7,185,135.14	7,617,303.00
EXPENDITURES & OTHER FINANCING USES			
Instruction			
110 000 Undifferentiated Curriculum	1,763,076.89	1,766,561.03	1,763,426.35
120 000 Regular Curriculum	729,342.49	907,293.69	930,871.78
130 000 Vocational Curriculum	309,311.15	291,801.41	311,828.99
140 000 Physical Curriculum	159,839.82	147,498.56	635,373.79
160 000 Co-Curricular Activities	168,305.48	165,591.62	177,965.17
170 000 Other Special Needs	128,226.46	0.00	0.00
Subtotal Instruction	3,258,102.29	3,278,746.31	3,819,466.08
Support Sources			
210 000 Pupil Services	145,492.02	162,060.61	162,176.10
220 000 Instructional Staff Services	194,340.73	206,676.37	216,769.80
230 000 General Administration	249,347.63	249,072.89	257,296.03
240 000 School Building Administration	336,822.24	332,580.52	352,167.44
250 000 Business Administration	1,473,985.45	1,675,410.32	1,498,136.24
260 000 Central Services	272,492.14	239,990.39	198,799.68
270 000 Insurance & Judgments	106,310.19	104,725.72	116,586.33
280 000 Debt Services	0.00	0.00	0.00
290 000 Other Support Services	61,395.60	45,674.70	36,088.30
Subtotal Support Sources	2,840,186.00	3,016,191.52	2,838,019.92
Non-Program Transactions			
410 000 Inter-fund Transfers	461,637.87	527,875.03	534,843.00
430 000 Instructional Service Payments	272,680.95	344,482.59	424,974.00
490 000 Other Non-Program Transactions	17.76	23,354.54	0.00
Subtotal Non-Program Transactions	734,336.58	895,712.16	959,817.00
TOTAL EXPENDITURES & OTHER FINANCING USES	6,832,624.87	7,190,649.99	7,617,303.00

SPECIAL PROJECT FUNDS (FUNDS 21, 23, 27, 29)	Audited 2012-2013	Unaudited 2013-2014	Budget 2014-2015
900 000 Beginning Fund Balance	86,747.76	86,278.62	79,220.84
900 000 Ending Fund Balance	86,278.62	79,220.84	79,220.84
TOTAL REVENUES & OTHER FINANCING SOURCES	881,555.44	961,249.42	1,021,430.00
100 000 Instruction	577,147.61	635,348.00	656,703.36
200 000 Support Services	240,178.37	249,670.51	258,906.80
400 000 Non-Program Transactions	64,698.60	83,288.69	105,819.84
TOTAL EXPENDITURES & OTHER FINANCING USES	882,024.58	968,307.20	1,021,430.00

DEBT SERVICE FUND (FUNDS 38, 39)	Audited 2012-2013	Unaudited 2013-2014	Budget 2014-2015
900 000 Beginning Fund Balance	4,619.88	4,648.46	0.00
900 000 ENDING FUND BALANCES	4,648.46	0.00	0.00
TOTAL REVENUES & OTHER FINANCING SOURCES	485,446.14	304,481.07	0.00
281 000 Long-Term Capital Debt	485,417.56	309,129.53	0.00
282 000 Refinancing	0.00	0.00	0.00
283 000 Operational Debt	0.00	0.00	0.00
285 000 Post Employment Benefit Debt	0.00	0.00	0.00
289 000 Other Long-Term General Obligation Debt	0.00	0.00	0.00
400 000 Non-Program Transactions	0.00	0.00	0.00
TOTAL EXPENDITURES & OTHER FINANCING USES	485,417.56	309,129.53	0.00
842 000 INDEBTEDNESS, END OF YEAR	298,675.87	0.00	0.00

CAPITAL PROJECTS FUND (FUNDS 41, 48, 49)	Audited 2012-2013	Unaudited 2013-2014	Budget 2014-2015
900 000 Beginning Fund Balance	0.00	0.00	0.00
900 000 Ending Fund Balance	0.00	0.00	0.00
TOTAL REVENUES & OTHER FINANCING SOURCES	0.00	0.00	0.00
100 000 Instructional Services	0.00	0.00	0.00
200 000 Support Services	0.00	0.00	0.00
300 000 Community Services	0.00	0.00	0.00
400 000 Non-Program Transactions	0.00	0.00	0.00
TOTAL EXPENDITURES & OTHER FINANCING USES	0.00	0.00	0.00

FOOD SERVICE FUND (FUND 50)	Audited 2012-2013	Unaudited 2013-2014	Budget 2014-2015
900 000 Beginning Fund Balance	33,371.65	11,388.24	5,000.00
900 000 ENDING FUND BALANCE	11,388.24	5,000.00	5,000.00
TOTAL REVENUES & OTHER FINANCING SOURCES	244,765.63	250,243.49	247,000.00
200 000 Support Services	266,749.04	256,631.73	247,000.00
400 000 Non-Program Transactions	0.00	0.00	0.00
TOTAL EXPENDITURES & OTHER FINANCING USES	266,749.04	256,631.73	247,000.00

COMMUNITY SERVICE FUND (FUND 80)	Audited 2012-2013	Unaudited 2013-2014	Budget 2014-2015
900 000 Beginning Fund Balance	0.00	0.00	0.00
900 000 ENDING FUND BALANCE	0.00	0.00	0.00
TOTAL REVENUES & OTHER FINANCING SOURCES	0.00	0.00	0.00
200 000 Support Services	0.00	0.00	0.00
300 000 Community Services	0.00	0.00	0.00
400 000 Non-Program Transactions	0.00	0.00	0.00
TOTAL EXPENDITURES & OTHER FINANCING USES	0.00	0.00	0.00

PACKAGE & COOPERATIVE PROGRAM FUND (FUNDS 91, 93, 99)	Audited 2012-2013	Unaudited 2013-2014	Budget 2014-2015
900 000 Beginning Fund Balance	0.00	0.00	0.00
900 000 ENDING FUND BALANCE	0.00	0.00	0.00
TOTAL REVENUES & OTHER FINANCING SOURCES	0.00	11,184.60	0.00
100 000 Instruction	0.00	0.00	0.00
200 000 Support Services	0.00	9,708.64	0.00
400 000 Non-Program Transactions	0.00	1,475.96	0.00
TOTAL EXPENDITURES & OTHER FINANCING USES	0.00	11,184.60	0.00

